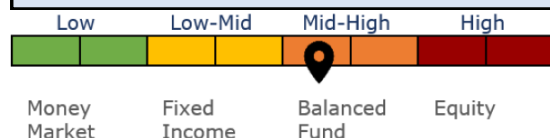


31 August 2023

Balanced Fund

Effective Date	29 April 2011
Effective Number	S-4694/BL/2011
Launch Date	18 July 2011
Currency	IDR
NAV/Unit (Rp)	<b>1,559.2758</b>
AUM (Rp bln)	<b>39.649</b>
Minimum Subs (Rp)	50,000
Current Unit NAV	25,428,099.9101
Periodic Update	Daily
Subscription Fee	≤2%
Redemption Fee	≤5%
Switching Fee	≤2%
Management Fee	≤3%
Custodian Fee	≤0.25%
Risks	Market Risk Redemption Risk Liquidation Risk Liquidity Risk
Custodian Bank	Bank Rakyat Indonesia
Bank ISIN Code	IDA0001024B9
Subs. Account No.	<b>020601005342306</b> BRI KCK Sudirman

## Risk Classification



Notes: This product invests in equity and fixed income securities which relatively has medium volatility

## Fund Manager

PT Henan Putihrai Asset Management is a full-fledged Fund Management Firm with deep comprehension and extensive experience in Indonesian capital market. Our humble start began in 1990 through the establishment of Henan Putihrai Sekuritas as one of IDX founding members of IDX. Our strategy and core competence have allowed us to consistently grow and survive the turbulence of economic cycle.

## Fund Objective

To optimize long-term capital growth through active investments emphasizing on equity instruments (through primary and secondary market), inclusive of bonds and/or money market and/or cash and quasi-cash instruments.

## Investment Policy

Equity	2-79%
Cash & Equivalent	2-79%
Money Market	2-79%

## Portfolio Composite

Equity	71%
Fixed Income	18%
Time Deposit	7%
Cash & Equivalent	4%

## Investment Product Benefits

Professional management
Transparency
Long term capital growth
Asset diversification
Ease of subscription/redemption

## Top Holdings (Alphabetical)

1	Bank NOBU	7.6%
2	BBRI	9.3%
3	BRPT	9.5%
4	KPIG	6.8%
5	MDKA04CN1	5.3%
6	MEDC04BCN3	7.7%
7	SILO	6.8%
8	SMGR	5.7%
9	SSIA	7.7%
10	TPIA	8.3%

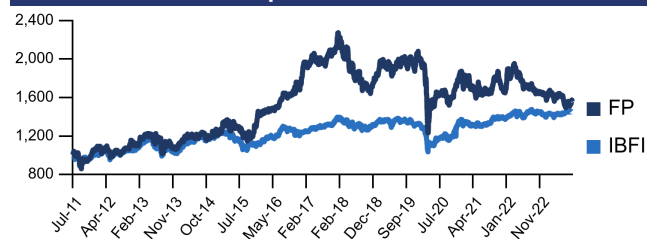
## Sectoral

1	Basic Materials	23.1%
2	Energy	12.0%
3	Financial	26.4%
4	Industrial	11.4%
5	Others	23.9%

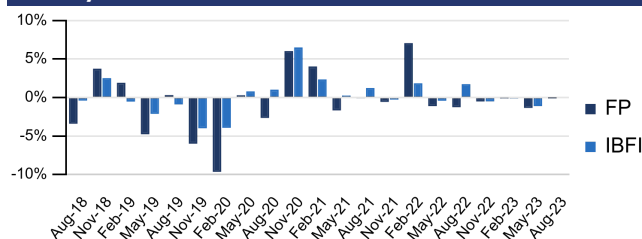
## Fund Performance

	1M	3M	6M	YTD	1Y	3Y	5Y	Inception
HPAM FLEXI PLUS	-0%	-3.61%	-4.72%	-4%	-8.35%	-3.5%	-12.89%	55.93%
Infovesta Balanced Fund Index	-0.12%	2.31%	1.97%	2.48%	-0.15%	20.32%	11.17%	45.32%
Best Monthly Return	14.02%	30-Apr-2020						
Worst Monthly Return	-20.86%	31-Mar-2020						

## Performance Since Inception



## Monthly Performance



## Access for Investor

Prospectus <a href="http://www.hpfinancials.co.id">www.hpfinancials.co.id</a>	Fund Ownership <a href="http://akses.ksei.co.id/">http://akses.ksei.co.id/</a>	Instagram <a href="https://www.instagram.com/hpam.id">@hpam.id</a>
--	---	---

## Custodian Bank Profile

PT Bank Rakyat Indonesia (Persero) Tbk is one of the oldest bank in Indonesia, established in 1895 and is the biggest bank in micro lending in Indonesia. Bank Rakyat BRI received the license as custodian bank based on Bapepam-LK no KEP-91/PM/1996

## Disclaimer

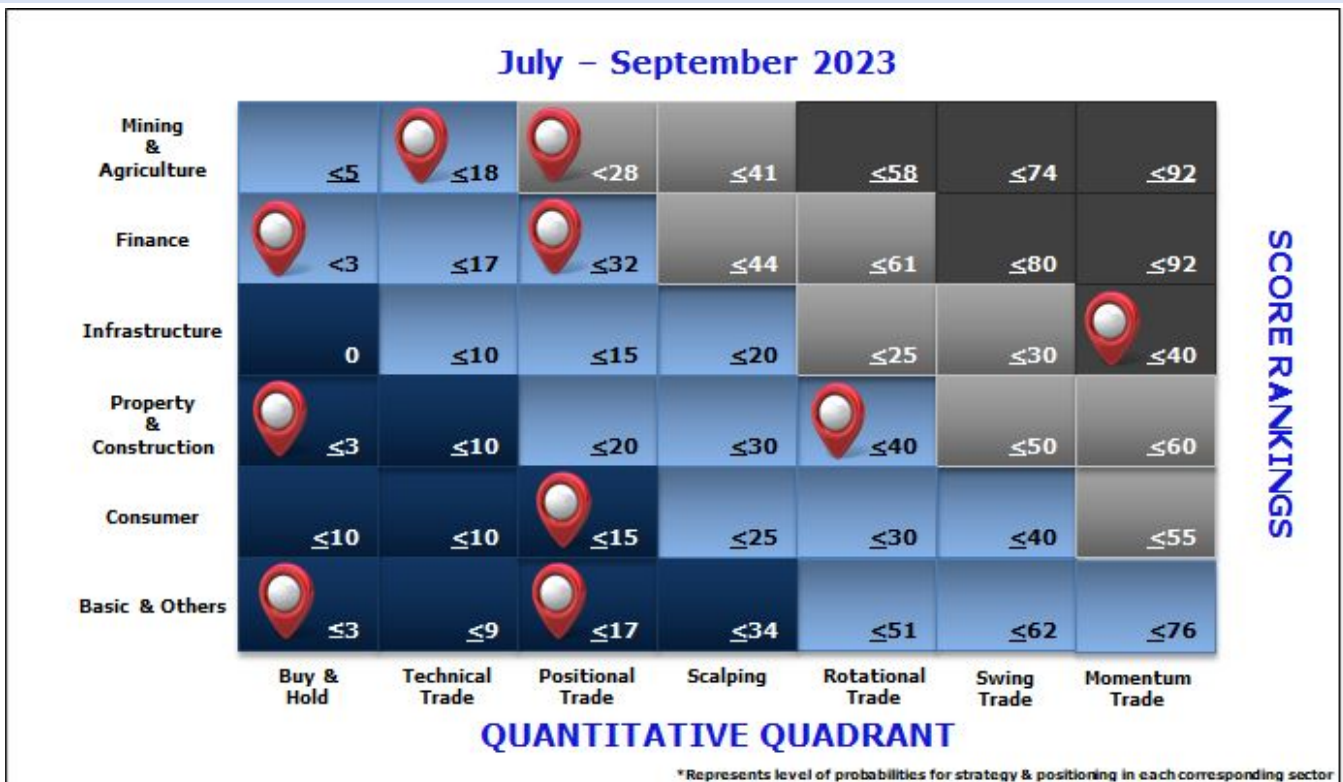
Before investing you should carefully consider the Fund's investment objectives, risks, charges and expenses. This fund may also allocate a portion of the portfolio to high risk assets which have high risk and return profile. This and other information are available through request for prospectus or at our company's website. The fund is subject to market risks (volatility) and may not be appropriate for short term investments. Holdings and Sector weightings are subject to constant changes without notice as deemed fit by the investment management team. This document is for sophisticated investor only and not intended for individual private investor. Performance data quoted represent past performance and is no guarantee of future results. Investment returns and principal values may fluctuate so that an investor's shares, when redeemed, may be worth more or less than their original cost. Current performance may be lower or higher than that shown. All return assume reinvestment of all dividend and capital gain distributions. Index performance is shown for illustrative purpose only. Conventional Non-bank institutions are prohibited from investing directly in index.

**31 August 2023** **Balanced Fund**

**Intrinsic Assessment Value**

No	Variables	Ranks			Intrinsic	≤10%	≤30%	≤60%	≤90%
1	GCG Scoring	1	2	3	4	Ownership & Management			
2	Product Strength	1	2	3	4	Barriers to Entry			
3	5 Year CAGRs	1	2	3	4	Growth vs. Industry			
4	ROE & ROIC	1	2	3	4	Ratios vs. Industry			
5	Yield Curve	1	2	3	4	Equal & Above the Curve			
6	Solvency	1	2	3	4	Debt Service Ratio			
7	Capital Structure	1	2	3	4	Equity vs. Debt Financing			
8	Net Foreign Flow	1	2	3	4	Foreign vs. Domestic Investors			
9	Relative Stock Price Performance	1	2	3	4	Beta Benchmarking			
10	Transactional Liquidity	1	2	3	4	Market Cap, Float, ADTV			
11	Stock Cycle	1	2	3	4	Momentum, RRG			
12	Dividend Yield	1	2	3	4	Ratios vs. Industry			
13	Dividend Cycle	1	2	3	4	Annual vs. Semiannual			
14	Payout Ratio Profile	1	2	3	4	3-5 years Performance DPR			

**Value @ Risk Matrix**



**PT. Henan Putihrai Asset Management**  
 Sahid Sudirman Center Lantai 46  
 Jln. Jenderal Sudirman No.86, Jakarta Pusat 10220  
 (021) 2525775  
 www.hpfinancials.co.id